

HIGHLIFE® COLLECTION

# SOVEREIGN™



FreshWater® IQ  
System Ready



100% Filtration  
SilentFlo Circulation




Moto-Massage® DX



Super Energy  
Efficient



Colour LCD  
Touchscreen



Polymer Substructure  
& Base Pan



Salt  
System  
Included  
freshwater®

Shown with Alpine White Shell  
and Brushed Nickel Cabinet



People	Seating	Jets	Voltage
5 Seats	Lounge	32 Jets	230 V

**Size**  
203 × 236 × 84 cm


**Water Care**  
FreshWater® Salt System Included

# HIGHLIFE® COLLECTION


# SOVEREIGN™



## SHELL COLOURS



## CABINET COLOURS



## COVER COLOURS

POLYESTER



### CABINET AND SHELL COLOUR OPTIONS\*

Cabinet Colours	Java	Charcoal	Blackwood	Linen	Brushed Nickel
<b>Shell Colours</b>	Alpine White Ice Grey Ivory Tuscan Sun Pebble	Alpine White Ice Grey Platinum Tuscan Sun Pebble	Alpine White Ice Grey Platinum	Alpine White Ivory Tuscan Sun Pebble	Alpine White Ice Grey Platinum

## LEGENDARY MASSAGE

- 32 Personalised-Control Jets**
- Moto-Massage® Lounge
  - Soothing Stream™ Seat
  - Precision™ Jet Seat
  - Hydromassage Seat

## EASY WATER CARE

- Water Care System**
- + FreshWater® IQ Ready
  - + Salt System Included
  - + Smart Monitoring System Optional
  - + Dosing System Optional
- Filtration System**
- 100% No-bypass Filtration, Exclusive, High-flow Tri-X™ Filters

## LEADING ENERGY EFFICIENCY

- Jet Pump**
- WaveMaster® 9200; Two-speed, 2.5 HP Continuous Duty, 5.2 HP Breakdown Torque
- Circulation Pump**
- SilentFlo 5000™ for quiet, continuous filtration
- Heater**
- No-Fault® 1,500 W / 230 V
- Insulation**
- Multiple Layers of Foam Insulation; Certified to California Energy Commission (CEC) and APSP 14 energy efficiency standards for portable spas

**Cover**

WeatherPro™ 10 cm Tapered Custom-Fit with Hinge Seal

## SIZE

**Dimensions**

203 × 236 × 84 cm

## CAPACITY

- Seating Capacity**
- 5 seats with lounge
- Water Capacity**
- 1,250 litres
- Weight**
- 270 kg dry; 1,920 kg filled\*\*

## ADDITIONAL FEATURES

- Smart Spa Technology**
- Hot Spring Spas App
- Water Feature**
- BellaFontana™ with 3 illuminated arcs of water
- Cover Lifters**
- CoverCradle™, CoverCradle II, Lift 'n Glide™, or UpRite™ (F/B only)
- Steps**
- Steps are available to match cabinet colours
- Entertainment**
- Wireless Sound System (Optional)
- Control System**
- IQ 2020™ with Colour LCD Touchscreen, 230 V / 16 amp, 50 Hz
- Lighting System**
- Luminescence™ multi-colour four-zone

\*No special orders or shell substitutions available. Actual colours and products may vary from print representation. See dealer to verify.  
\*\*Includes water and 5 adults weighing 80 kg each.