


## LIMELIGHT® COLLECTION

# PULSE™



FreshWater® IQ  
System Ready



Dual Action Filtration  
SilentFlo Circulation



FiberCor®  
High-Density Insulation



Colour LCD Display



*Shown with Alpine White Shell  
and Coastal Grey Cabinet*

People	Seating	Jets	Voltage
7 Seats	Open	49 Jets	230 V

226 × 226 × 97 cm

### Water Care


FreshWater® Salt System Ready

# LIMELIGHT<sup>®</sup> COLLECTION


# PULSE<sup>™</sup>



## SHELL COLOURS\*



## CABINET COLOURS\*



## COVER COLOURS

POLYESTER



Storm

## LEGENDARY MASSAGE

- 49 Personalised-Control Jets**
- 1 XL Dual Rotary jet
  - 1 XL Single Rotary jet
  - 2 XL Directional jets
  - 4 Standard Single Rotary jets
  - 2 Standard Directional jets
  - 4 Rotary Precision jets
  - 35 Directional Precision™ jets

## EASY WATER CARE

**Water Care System** FreshWater® Salt System Ready, Smart Monitoring System Optional

**Filtration System** Dual action, 9.3 m<sup>2</sup>, top loading

## LEADING ENERGY EFFICIENCY

**Jet Pump 1** WaveMaster® 9200; Two-speed, 2.5 HP Continuous Duty, 5.2 HP Breakdown Torque

**Jet Pump 2** WaveMaster 9000; One-speed, 2.5 HP Continuous Duty, 5.2 HP Breakdown Torque

**Circulation Pump** SilentFlo 5000™ for quiet, continuous filtration

**Heater** No-Fault® 1,500 W / 230 V

**Insulation** FiberCor® Insulation; Certified to California's Energy Commission (CEC) and APSP 14 energy efficiency standards for portable spas

**Cover** WeatherPro™ 10 cm Tapered Custom-Fit with Hinge Seal

## SIZE

**Dimensions** 226 × 226 × 97 cm

## CAPACITY

**Seating Capacity** 7 seats

**Water Capacity** 1,685 litres

**Weight** 460 kg dry; 2,700 kg filled\*\*

## ADDITIONAL FEATURES

**Smart Spa Technology** Hot Spring Spas App, Powered by the Connected Spa Kit

**Water Feature** Vidro™ backlit ribbon waterfall

**Cover Lifters** CoverCradle™, CoverCradle II, Lift 'n Glide™, or UpRite™

**Steps** Limelight Collection Step (Coastal Grey, Espresso, and Sable), Polymer Step (Ash)

**Entertainment** Bluetooth® Wireless Sound System (Optional)

**Control System** IQ 2020™ with LCD control panel 230 V / 20 amp, 50 Hz

**Lighting System** Raio™ multi-colour interior points of light  
Exterior multi-colour lighting with timer

\*Actual colours and products may vary from print representation. See dealer to verify.

\*\*Includes water and 7 adults weighing 80 kg each.