


HIGHLIFE® COLLECTION

ARIA™




FreshWater® IQ
System Ready



100% Filtration
SilentFlo Circulation



Moto-Massage® DX



Super Energy
Efficient



Colour LCD
Touchscreen



Polymer Substructure
& Base Pan



Shown with Alpine White Shell and
Blackwood Cabinet

| | | | |
|---------------|----------------|-------------|----------------|
| People | Seating | Jets | Voltage |
| 5 Seats | Lounge | 42 Jets | 230 V |

Size
221 × 221 × 91 cm


Water Care
FreshWater® Salt System Included

HIGHLIFE® COLLECTION


ARIA™



SHELL COLOURS



CABINET COLOURS



COVER COLOURS



CABINET AND SHELL COLOUR OPTIONS*

| Cabinet Colours | Java | Charcoal | Blackwood | Linen | Brushed Nickel |
|----------------------|---|--|--------------------------------------|---|--------------------------------------|
| Shell Colours | Alpine White Ice Grey Ivory Tuscan Sun Pebble | Alpine White Ice Grey Platinum Tuscan Sun Pebble | Alpine White Ice Grey Platinum | Alpine White Ivory Tuscan Sun Pebble | Alpine White Ice Grey Platinum |

LEGENDARY MESSAGE

- 42 Personalised-Control Jets**
- 2 Moto-Massage® Seats
 - Soothing Stream™ Seat
 - Precision™ Jet Seat

EASY WATER CARE

- Water Care System** FreshWater® Salt System Included, Smart Monitoring System Optional
- Filtration System** 100% No-bypass Filtration, Exclusive, High-flow Tri-X™ Filters, 30 m² Filtration Area

LEADING ENERGY EFFICIENCY

- Jet Pump 1** WaveMaster® 9000; One-speed, 2.5 HP Continuous Duty, 5.2 HP Breakdown Torque
- Jet Pump 2** WaveMaster 9200; Two-speed, 2.5 HP Continuous Duty, 5.2 HP Breakdown Torque
- Circulation Pump** SilentFlo 5000™ for quiet, continuous filtration
- Heater** No-Fault™ 1,500 W / 230 V
- Insulation** Multiple Layers of Foam Insulation; Certified to California Energy Commission (CEC) and APSP 14 energy efficiency standards for portable spas
- Cover** WeatherPro™ 10 cm Tapered Custom-Fit with Hinge Seal

SIZE

Dimensions 221 × 221 × 91 cm

CAPACITY

- Seating Capacity** 5 seats
- Water Capacity** 1,400 litres
- Weight** 310 kg dry; 2,110 kg filled**

ADDITIONAL FEATURES

- Smart Spa Technology** Hot Spring Spas App, Powered by the Connected Spa Kit
- Water Feature** BellaFontana™ with 3 illuminated arcs of water
- Cover Lifters** CoverCradle™, CoverCradle II, Lift 'n Glide™, or UpRite™
- Steps** Steps are available to match cabinet colours
- Entertainment** Bluetooth® Wireless Sound System (Optional)
- Control System** IQ 2020™ with Colour LCD Touchscreen, 230 V / 20 amp, 50 Hz
- Lighting System** Luminescence™ multi-colour four-zone
- Cooling System** CoolZone™ (Optional)

*No special orders or shell substitutions available. Actual colours and products may vary from print representation. See dealer to verify.
**Includes water and 5 adults weighing 80 kg each.