


LIMELIGHT® COLLECTION

# PRISM™



FreshWater® IQ System Ready



Dual Action Filtration  
SilentFlo Circulation



FiberCor®  
High-Density Insulation



Colour LCD Display



*Shown with Ice Grey Shell  
and Coastal Grey Cabinet*

<b>People</b>	<b>Seating</b>	<b>Jets</b>	<b>Voltage</b>
7 Seats	Lounge	73 Jets	230 V


279 × 231 × 97 cm

**Water Care**  
FreshWater® Salt System Ready


# PRISM™



### SHELL COLOURS\*



### CABINET COLOURS\*



### COVER COLOURS

POLYESTER



Storm

### LEGENDARY MASSAGE

#### 73 Personalised-Control Jets

- 1 FootStream™ XL
- 1 XL Dual Rotary jet
- 2 XL Single Rotary jets
- XL Directional Jet
- 7 Standard Dual Rotary jets
- 4 Standard Single Rotary jets
- 4 Standard Directional jets
- 10 Rotary Precision jets
- 41 Directional Precision® jets

### EASY WATER CARE

**Water Care System** FreshWater® Salt System Ready, Smart Monitoring System Optional

**Filtration System** Dual action, 13.9 m<sup>2</sup>, top loading

### LEADING ENERGY EFFICIENCY

**Jet Pump 1** WaveMaster® 9200; Two-speed, 2.5 HP Continuous Duty, 5.2 HP Breakdown Torque

**Jet Pump 2** WaveMaster 9000; One-speed, 2.5 HP Continuous Duty, 5.2 HP Breakdown Torque

**Jet Pump 3** WaveMaster 9000; One-speed, 2.5 HP Continuous Duty, 5.2 HP Breakdown Torque

**Circulation Pump** SilentFlo 5000™ for quiet, continuous filtration

**Heater** Titanium No-Fault® 1,500 W / 230 V

**Insulation** FiberCor® Insulation; Certified to California's Energy Commission (CEC) and APSP 14 energy efficiency standards for portable spas

**Cover** WeatherPro™ 10 cm Tapered Custom-Fit with Hinge Seal

### SIZE

**Dimensions** 279 × 231 × 97 cm

### CAPACITY

**Seating Capacity** 7 seats

**Water Capacity** 1,990 litres

**Weight** 540 kg dry; 3,085 kg filled\*\*

### ADDITIONAL FEATURES

**Smart Spa Technology** Hot Spring Spas App, Powered by the Connected Spa Kit

**Water Feature** Vidro™ backlit ribbon waterfall

**Cover Lifters** CoverCradle™, CoverCradle II, Lift 'n Glide™, or UpRite™

**Steps** Limelight Collection Step (Coastal Grey, Espresso, and Sable), Polymer Step (Ash)

**Entertainment** Bluetooth™ Wireless Sound System (Optional)

**Control System** IQ 2020™ with LCD control panel 230 V / 16 + 25 amp, 50 Hz

**Lighting System** Raio™ multi-colour interior points of light Exterior multi-colour lighting with timer

**Cooling System** CoolZone™ (Optional)

\*Actual colours and products may vary from print representation. See dealer to verify.  
\*\*Includes water and 7 adults weighing 80 kg each.