

LIMELIGHT® COLLECTION



FreshWater®
Salt System Ready



Dual Action Filtration
SilentFlo Circulation



FiberCor®
High-Density Insulation



Colour LCD Display

PRISM™



Shown with Ice Grey Shell
and Coastal Grey Cabinet

People	Seating	Jets	Voltage
7 Seats	Lounge	73 Jets	230 V/ 16+ 25 amp

Size
279 × 231 × 97 cm


Water Care
FreshWater® Salt System Ready

LIMELIGHT® COLLECTION


PRISM™




SHELL COLOURS*



CABINET COLOURS*



COVER COLOURS



LEGENDARY MASSAGE

73 Personalised-Control Jets

- 1 FootStream™ XL
- 1 XL Dual Rotary jet
- 2 XL Single Rotary jets
- 3 XL Directional jets
- 7 Standard Dual Rotary jets
- 4 Standard Single Rotary jets
- 4 Standard Directional jets
- 10 Rotary Precision jets
- 41 Directional Precision™ jetsSeat

EASY WATER CARE

Water Care System	FreshWater® Salt System Ready
Filtration System	Dual action, 13.9m ² , top loading

LEADING ENERGY EFFICIENCY

Jet Pump 1	Wavemaster® 9200; Two-speed, 2.5 HP Continuous Duty, 5.2 HP Breakdown Torque
Jet Pump 2	Wavemaster® 9000; One-speed, 2.5 HP Continuous Duty, 5.2 HP Breakdown Torque
Jet Pump 3	Wavemaster® 9000; One-speed, 2.5 HP Continuous Duty, 5.2 HP Breakdown Torque
Circulation Pump	SilentFlo 5000™ for quiet, continuous filtration
Heater	Titanium No-Fault® 1,500 W / 230 V
Insulation	FiberCor® Insulation; Certified to California Energy Commission (CEC) and APSP 14 energy efficiency standards for portable spas
Cover	9 to 6 cm tapered, 32 kg/m ³ density foam core

SIZE

Dimensions	279 × 231 × 97 cm
-------------------	-------------------

CAPACITY

Seating Capacity	7 seats
Water Capacity	1,990 litres
Weight	540 kg dry; 3,085 kg filled**

ADDITIONAL FEATURES

Smart Spa Technology	Hot Spring Spas App, Powered by the Connected Spa Kit
Water Feature	Vidro™ backlit ribbon waterfall
Cover Lifters	CoverCradle™, CoverCradle II, Lift 'n Glide™, or UpRite™
Steps	Limelight Collection Step (Coastal Grey, Espresso, and Sable), Polymer Step (Ash, Black)
Entertainment	Bluetooth® Wireless Sound System (Optional)
Control System	IQ 2020™ with LCD control panel 230 V / 16 + 25 amp, 50 Hz
Lighting System	Raio™ multi-colour interior points of light Exterior multi-colour lighting with timer
Cooling System	CoolZone™ (Optional)

*Actual colours and products may vary from print representation. See dealer to verify.
**Includes water and 7 adults weighing 80 kgs. each.