




FreshWater®  
Salt System Ready



Dual Action Filtration  
SilentFlo Circulation



FiberCor®  
High-Density Insulation



Colour LCD Display

## LIMELIGHT® COLLECTION

# FLASH™



*Shown with Alpine White Shell  
and Coastal Grey Cabinet*

**People**

7 Seats

**Seating**

Open

**Jets**

41 Jets

**Voltage**

230 V/ 16 amp

**Size**

213 × 213 × 91 cm

**Water Care**


FreshWater® Salt System Ready

# LIMELIGHT® COLLECTION


# FLASH™




## SHELL COLOURS\*



## CABINET COLOURS\*



## COVER COLOURS



## LEGENDARY MASSAGE

### 41 Personalised-Control Jets

- 1 XL Dual Rotary jet
- 3 XL Single Rotary jets
- 1 XL Directional jet
- 4 Standard Single Rotary jets
- 4 Standard Directional jets
- 28 Directional Precision™ jets

## EASY WATER CARE

**Water Care System** FreshWater® Salt System Ready

**Filtration System** Dual action, 9.3m², top loading

## LEADING ENERGY EFFICIENCY

**Jet Pump 1** Wavemaster® 8200; Two-speed, 2.0 HP Continuous Duty, 4.0 HP Breakdown Torque

**Jet Pump 2** Wavemaster® 8000; One-speed, 2.0 HP Continuous Duty, 4.0 HP Breakdown Torque

**Circulation Pump** SilentFlo 5000™ for quiet, continuous filtration

**Heater** Titanium No-Fault™ 1,500 W / 230 V

**Insulation** FiberCor® Insulation; Certified to California Energy Commission (CEC) and APSP 14 energy efficiency standards for portable spas

**Cover** 9 to 6 cm tapered, 32 kg/m³ density foam core

## SIZE

**Dimensions** 213 × 213 × 91 cm

## CAPACITY

**Seating Capacity** 7 seats

**Water Capacity** 1,365 litres

**Weight** 385 kg dry; 2,300 kg filled\*

## ADDITIONAL FEATURES

**Smart Spa Technology** Hot Spring Spas App, Powered by the Connected Spa Kit

**Water Feature** Vidro™ backlit ribbon waterfall

**Cover Lifters** CoverCradle™, CoverCradle II, Lift 'n Glide™, or UpRite™

**Steps** Limelight Collection Step (Coastal Grey, Espresso, and Sable), Polymer Step (Ash, Black)

**Entertainment** Bluetooth® Wireless Sound System (Optional)

**Control System** IQ 2020™ with LCD control panel 230 V / 16 amp, 50 Hz

**Lighting System** Raio™ multi-colour interior points of light Exterior multi-colour lighting with timer

**Cooling System** CoolZone™ (Optional)